

THE SMART CHOICE FOR GLYPHOSATE-RESISTANT WEEDS IN SOYBEANS



ULTRA BLAZER® Herbicide has become the emerging favorite for post-emergent control of the most troublesome ALS- and glyphosate-resistant weeds in soybeans. This broad-spectrum, water-based herbicide is a valued foundation of any soybean herbicide rotation program and an excellent alternative in glyphosate-resistant weed management programs. It can also be used with any soybean genetic class, including all herbicide-resistant trait options or non-GMO.

ACTIVE INGREDIENTS

Acifluorfen

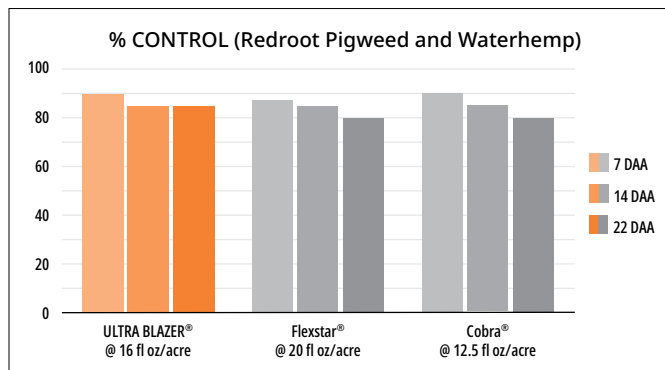
FEATURES & BENEFITS

- Great addition to your weed resistance management program
- No pH or geographic restrictions
- Broad spectrum of activity
- WSSA Group 14 herbicide
- Tank-mix compatible with multiple post-emergent herbicides, including INTERLINE®, glyphosate and grass herbicides
- Can be used in consecutive years at any labeled rate
- Flexible application timing from burndown up to 50 days pre-harvest interval (PHI)
- No calendar date restrictions

WEEDS CONTROLLED

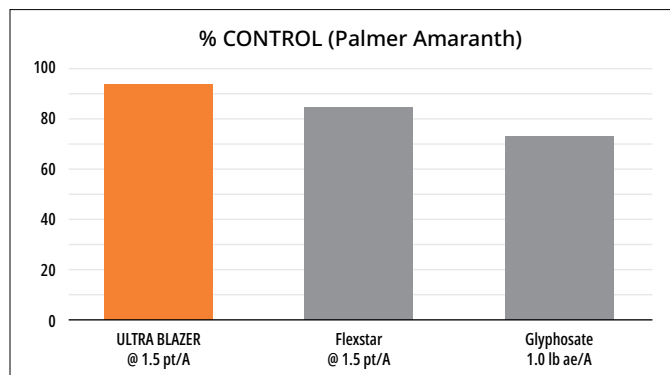
- | | |
|---|--------------------------|
| Palmer amaranth | Common and giant ragweed |
| Palmer pigweed | Cocklebur |
| Prostrate, redroot, smooth and spiny pigweeds | Morning glory |
| Common and tall waterhemp | Velvetleaf |

ULTRA BLAZER ON 3" REDROOT PIGWEED AND WATERHEMP



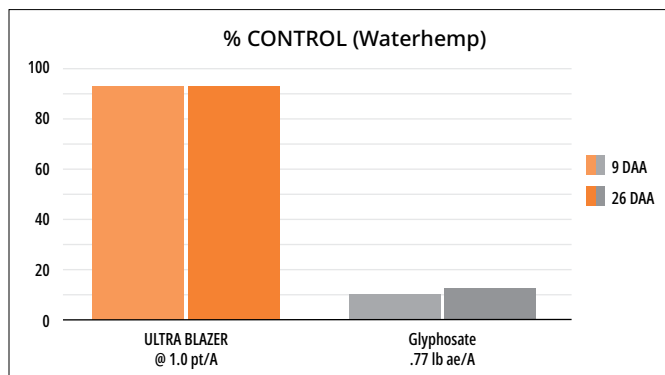
2011, Private cooperator, Illinois. DAA = Days after application

ULTRA BLAZER ON GLYPHOSATE-RESISTANT PALMER AMARANTH



COC at 1 qt/A with ULTRA BLAZER only. No glyphosate tank mixed with ULTRA BLAZER treatment. 2011. Private cooperator, Arkansas. 14 days after application.

ULTRA BLAZER ON GLYPHOSATE-RESISTANT WATERHEMP



AMS (2.5%) & COC (1%) w/ULTRA BLAZER when applied alone. No glyphosate tank mixed with ULTRA BLAZER treatments. 2011. Private cooperator, Illinois. DAA=Days after application



MANAGING GLYPHOSATE-RESISTANT WEEDS

The presence of glyphosate-resistant weeds and the continued development of resistance and tolerance by many weed species can be reduced by following the appropriate crop and weed control management practices. The key to any effective resistance-management program is preventing the spread of seed or pollen and controlling weeds before they reach their peak reproductive capacity. Inhibiting weed growth and development early is critical to gaining control of weeds.

WEED TIMING

- Weeds should be small and actively growing. Weeds that are greater than 4" in height are difficult to control and control decreases rapidly with increasing height.
- Best control is achieved in pigweed and ragweed species when weeds are 2" or less.

RECOMMENDED USE RATE

1.0-1.5 pints/acre

- Recommended rate is dependent on leaf stage and weed species targeted for control.
- Use 1.5 pints/acre rate for larger or actively growing weeds.
- **Carrier volume:** 15 GPA minimum.
- **Nozzle selection:** Use nozzles and application techniques to ensure maximum coverage. (Avoid anti-drift nozzles that have coarse to ultra-coarse spray patterns.)

ADJUVANTS

ULTRA BLAZER performance is enhanced by adjuvants. In general, crop oil concentrate (COC) or non-ionic surfactant (NIS) are included in the tank with ULTRA BLAZER.

- COC will typically result in more soybean injury, but weed control will be enhanced.
- High surfactant oil concentrates (HSOCs) may also be used at the labeled rates (varies by product) and perform similarly to COC.
- COC: 1-2 pints/acre. Use higher rate for larger weeds. (2-pint rate will improve weed control but also increase crop response.)
- NIS: 0.25% v/v or 1 quart/100 gallons.

TANK-MIX PARTNERS

ULTRA BLAZER can be tank-mixed with multiple post-emergent herbicides, including INTERLINE and glyphosate, or grass herbicides such as clethodim, TRIZENTA™ or SHADOW®. When tank-mixing, the appropriate adjuvants for tank-mix partner should be used.

- Broadleaf herbicides can antagonize grass herbicides when tank-mixed. Using highest label rate of grass herbicide can help overcome possible antagonism.
- BROADLOOM® may be included and can enhance large-seeded broadleaf control, but weeds still need to be less than 4". Use either COC or NIS.

CROP RESPONSE

Like all PPO herbicides, soybean injury can be expected with the use of ULTRA BLAZER. However, soybeans will rapidly resume normal growth after application when growing conditions are good. Decades of research show final yield is not impacted under typical growing conditions.

- 150 rule: If temperature + %RH is greater than 150, use the lowest adjuvant rate to lessen potential crop response.
- In the case of overapplication of ULTRA BLAZER or other tank-mixed products due to poor overlap or charging booms, severe soybean crop response or stand loss can occur.

To learn more about ULTRA BLAZER, talk to your local UPL representative or retailer, call **1-866-761-9397** or visit **www.upl-ltd.com/us**.



Always read and follow label directions. BROADLOOM, INTERLINE, SHADOW, TRIZENTA, ULTRA BLAZER, UPL, the UPL logo and OpenAg are trademarks of a UPL Corporation Limited Group Company. All other products mentioned herein are trademarks of their respective companies. ©2020 UPL Corporation Limited Group Company. RCHRB-2032L